



SCAN  
QR CODE  
TO WATCH  
VIDEO



# SEALING & BONDING SIKA PASSIVE FIRE PROTECTION FIRE RESISTANT LINEAR SEALS



PROFESSIONAL  
FIRE PROTECTION

BUILDING TRUST





## SIKA SOLUTIONS TAME THE ELEMENT

Fire has been a fascinating element for thousands of years and many achievements in the history of mankind were only possible with its help. As much as controlled fire has been driving success and wealth, it equally has the power to hurt us – when out of control – and destroy achievements created over decades, within minutes. Therefore it is in everybody's interest not to lose control over this powerful and elementary force.

Sika provides comprehensive solutions where fire resistant construction is required such as commercial, public and residential buildings and others. Fire resistant sealants, fillers and backing materials for linear seals as well as solutions for penetration seals enable safer buildings and infrastructure to be built.

Our products comply with the latest relevant standards and can be used for a wide range of fire protection uses in linear seals and penetration seals.

# CONTENTS

<b>04</b>	Sika Passive Fire Protection
<b>06</b>	Fire Resistant Linear Joint Sealing
<b>08</b>	Reaction to Fire and Resistance to Fire
<b>13</b>	Linear Seals, Field of Application
<b>14</b>	Flexible Walls and Rigid Walls
<b>15</b>	Classification of Linear Seals
<b>16</b>	Product Overview Linear Seals
<b>18</b>	Sikasil®-670 Fire
<b>20</b>	Sikacryl®-621 Fire+
<b>22</b>	Sikacryl®-620 Fire
<b>23</b>	Sika® Backer Rod Fire
<b>24</b>	Sika Boom®-420 Fire
<b>27</b>	Sikacryl®-625 Fire+



# SIKA PASSIVE FIRE PROTECTION

Solutions that may save lives and protect property



Urbanisation – a much-debated megatrend – can be considered one of the key drivers of why passive fire protection is an increasingly important part of today's building industry: The more concentrated conditions and environments that we live in, the higher the risk of a life-threatening fire. Consistent use of integrated and effective passive fire protection is the most effective way to minimise this risk and protect people's life, their property, and the environment.

Modern building frameworks are interspersed with joints and services including cables, pipes, and ventilation ducts in both horizontal and vertical direction. Each of these penetrations and every joint between different building structures, is potentially a passage for the spread of flames, heat and toxic smoke into adjoining rooms and areas, which – in the worst case – may result in uncontrolled fire propagation throughout the entire building. This is where fire protection comes into

play: Whilst active fire protection systems such as sprinklers, can extinguish fires, passive fire protection is designed to prevent the spread of fire and contain it in defined compartments to minimise damage and – even more importantly – to allow people in other compartments time to evacuate safely.

Sika's passive fire protection solutions are designed to seal all different types of building joints and penetrations and comply with the most relevant national and international standards (including EN, UL, EAD, AS and more), to confirm that they meet the highest fire resistance requirements and consequently can help save people's lives.

This document gives you an overview to Sika's fire stopping linear seal systems and test results. For information regarding penetration seals please get in contact with Sika representative.







# FIRE RESISTANT LINEAR JOINT SEALING

Passive fire protection applications for compartmentations can be divided into the following two main groups:

- Linear joint seals
- Penetration seals

**Linear joint seals** are passive fire protection systems designed to maintain the required building fire resistance across a separating element plus, if and where relevant, to accommodate a defined degree of movement. Linear joint seals can be found in walls, floors and in so called head of wall applications – joints between wall and ceiling or between wall and floor.

A fire resistant linear joint seal can be achieved by different approaches:

The most common way is to use a fire-resistant joint sealant in combination with a standard PE backer rod. In this case only the sealant is usually required to provide fire resistance while the backer rod is considered as sacrificial.

An alternative approach is to use a fire-resistant backer rod – typically based on an inorganic fire resistant material like mineral wool – and combine it with a standard joint sealant. In this case the fire resistance of the linear seal is provided by the backer rod and the joint sealant is used to accommodate limited movement, ensure water tightness and provide mechanical protection.

The 3<sup>rd</sup> option is to seal the joint with a fire-resistant expanding foam. This system is only recommended where the joints have very limited movement and are not exposed to water, UV radiation or mechanical impact.



PE backer rod and fire resistant sealant



Fire resistant backer rod and standard joint sealant



Fire resistant expansion foam



The following parameters have an influence on the fire resistance of a building element and hence of its classification. Therefore it is crucial to know all relevant details to select the right product.

- 1** Types of involved building material  
e.g. concrete/steel
- 2** Element orientation horizontal (floor)  
or vertical (wall)
- 3** Element thickness
- 4** Joint dimension (width, depth)
- 5** Joint configuration: Single seal exposed/  
unexposed, double seal
- 6** Expected joint movement



# REACTION TO FIRE AND RESISTANCE TO FIRE

“Fire resistance testing” can be a very complex topic – the differences between ‘reaction to fire’ and ‘resistance to fire’ frequently causes confusion, but can be clarified as follows: **Reaction to fire** describes how a material contributes to the development and spread of a fire. Typically reaction to fire

is determined for a single material or product such as a wall covering or joint sealant, and not for a system or section such as a wall including the linear joints or penetrations. In Europe reaction to fire is classified according to European Standard EN 13501-1.

## REACTION TO FIRE

Euro class	Requirement	Examples of materials
A1	No contribution to fire	Stone, concrete, glass, most metals
A2	Insignificant contribution to fire	Similar to A1 including small amounts of organic compounds
B	No spread of fire and very limited contribution to fire	Gypsum boards with very thin surface covering, fire rated sealants
C	Very limited spread of fire	Gypsum boards with thicker surface coverings
D	Limited spread of fire	Wood & wooden products (depending on size)
E	Acceptable reaction to fire in case of a very small flame	Many plastic products and materials
F	Not passing requirements for classes A1-E	Other materials than classes A1-E







# REACTION TO FIRE AND RESISTANCE TO FIRE

**Resistance to fire** describes the ability of a building element to prevent the passage of heat and flames from one side to the other. Typically such building elements are walls or floors including joints and penetrations, windows and doors etc. This means that not only a specific material or product, but an entire system or building section has to be tested.

There are many different national and international test standards and classification schemes for fire resistance, however most of them follow the same principle: The building element or component for testing, including all of the service penetrations, joints, doors, windows and the joint sealant in and around them, is fixed into a test frame which is then attached to a test furnace. The side facing towards the furnace is known as the exposed or fire side, whilst the outer side is the unexposed or non-fire side. The furnace temperature is raised according to a defined curve reaching 945°C after 60 minutes and 1,153°C after 240 minutes. Two parameters are relevant for most fire resistance tests: Integrity and Insulation.

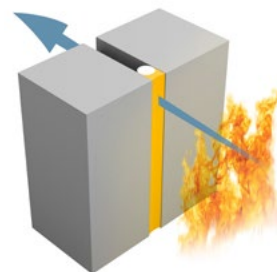
## E – Integrity

Integrity (E) is a building element's capability – when exposed to fire on one side – to prevent the passage of flames and hot gases to the unexposed side.




## I – Insulation

Insulation (I) is a building element's capability to maintain its thermal insulation function when exposed to fire on one side. Most standards allow a maximum of 180°C temperature rise on the unexposed side.



Standard	Description, Scope	Remark
EN 1366-3	Test standard for penetration seals	Most relevant standards for resistance to fire testing (Fire stopping) Also referred to in EAD and partly AS 1530.4
EN 1366-4	Test standard for linear joint seals	
EN 13501-2	Classification standard for linear joint seals and service penetration seals	Leading to EI classes. Relevant for EN 1366 and EAD
BS 476-20	Test standard for linear joint seals and service penetration seals	British standard; superseded by EN 1366/EN 13501 but still used in some regions
EAD 350454-00-1104	Fire stopping and fire sealing products – penetration seals	Leading to CE marking and DoP. Replaced ETAG 026 Fire resistance tested acc. EN 1366
EAD 350141-00-1106	Fire stopping and fire sealing products – linear joints and gap seals	
UL EU UL US/ULC	Certification scheme for product safety based in the US	Different test methods and requirements for different regions (e.g. UL EU and UL US/UL C)
AS 1530.4	Test and classification for linear joint seals and service penetrations	Australian standard, technically very similar to EN 1366
Certifire	Certification scheme for fire protection products	Relevant in the Middle East





Furnace with vertical linear seals after resistance to fire test acc. EN 1366-4





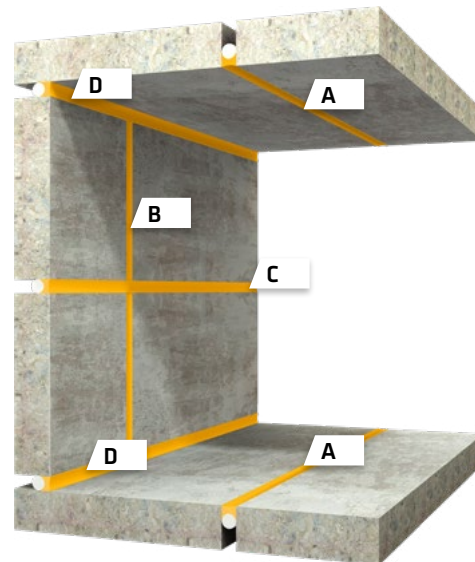


# LINEAR SEALS, FIELD OF APPLICATION

EN 1366-4 defines in which situation a tested linear seal orientation can be applied to other orientations in practical use. The tables below show a simplified version of these definitions.

A	Linear joint in a horizontal test arrangement (floor)
B	Vertical linear joint in a vertical test arrangement (wall)
C	Horizontal linear joint in a vertical test arrangement (wall)
D	Horizontal wall joint abutting a floor, ceiling or roof (head of wall)

Tested orientation	Covered application(s)
A	A, C
B	B
C	C
D	C, D



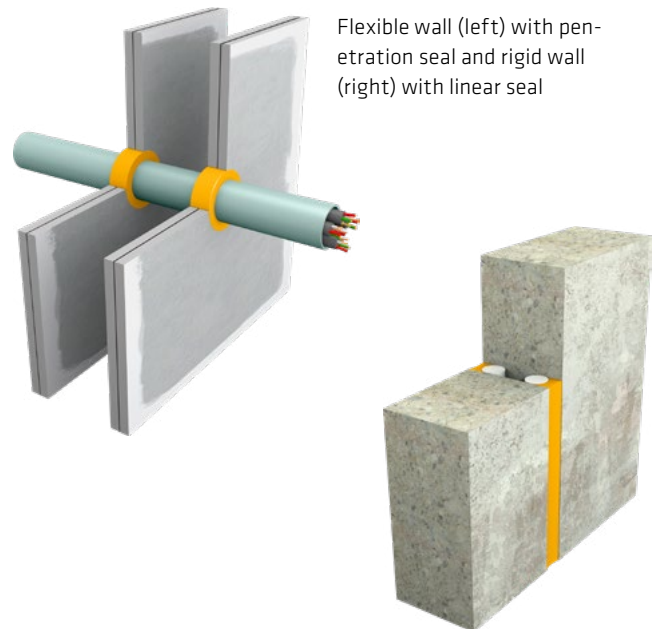
# FLEXIBLE WALLS AND RIGID WALLS

In principle each type of structural element (walls or floors) will lead to a different fire resistance classification and consequently these have to be tested separately. For simplification EN 1363-1 defines two generic classes of walls; testing using one of them will cover a wider range of substrates than just the one tested. Thanks to this rule resources can be saved without compromising on safety.

Flexible wall substrates are lightweight gypsumboard faced steel or timber stud wall partitions made from defined materials and dimensions.

Rigid wall substrates consist of aerated concrete blocks produced with a consistent density of approx.  $650 \text{ kg/m}^3$ .

Tests performed with these flexible wall substrates are suitable to cover all flexible walls of the same composition and the same or higher thickness, as well as rigid walls of the same or higher thickness. Tests performed on the rigid wall substrates are suitable to cover all rigid walls of the tested or higher thicknesses and of the tested or higher material densities (e.g. precast concrete instead of aerated concrete).

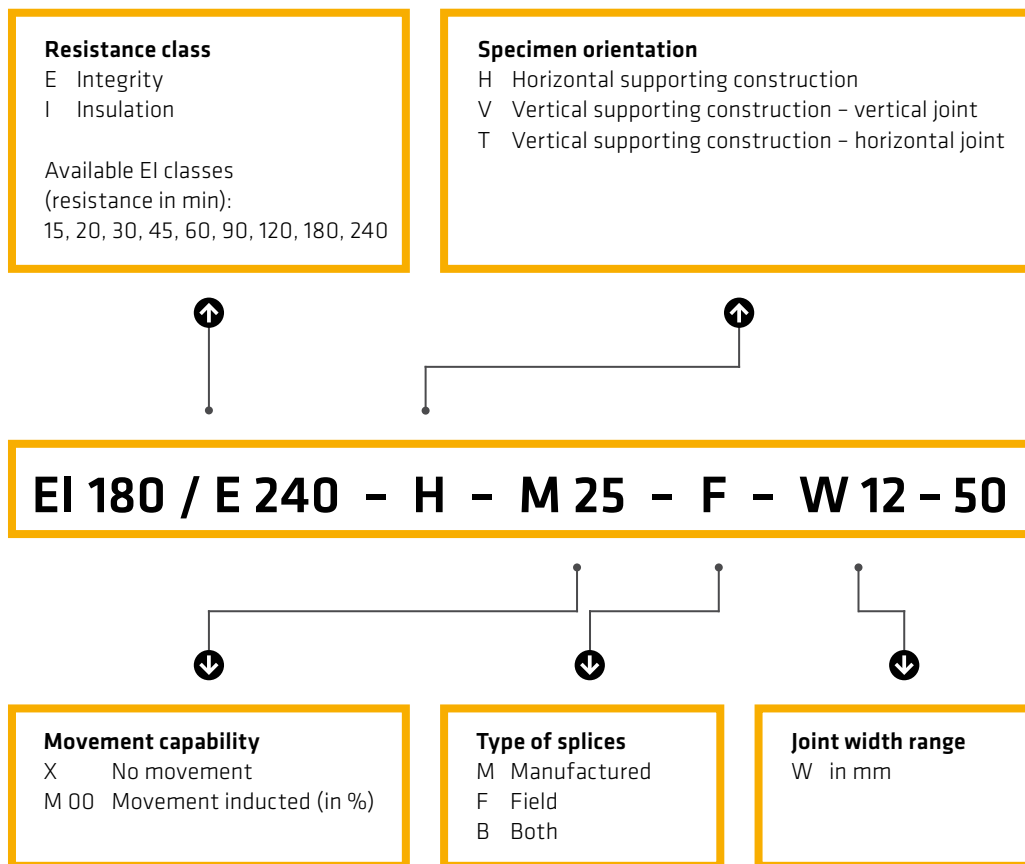




# CLASSIFICATION OF LINEAR SEALS

EN 13501-2 is the European classification standard for fire resistance of many building elements including linear seals and penetrations. The classification for linear seals provides information on 5 variable parameters, some of which are well

known, whilst others are used less frequently. The following chart gives an overview of this linear seal classification system including all of the available options.



You may be asked the question: “Is your fire resistant joint seal able to accommodate movement?” Be careful! – It is not enough to use an elastic joint sealant with the required movement capability (e.g. according to ISO 11600 or ASTM C 920); because also specific fire resistance tests (e.g. according to EN 1366-4) must be performed under forced movement.

To do so the joint is mechanically stretched by the required amount (e.g. 25%) and direction before the fire resistance test, then kept at this position for the duration of the test. From the respective product’s EN 13501-2 classification you can see what degree of movement a product was tested with:

## **EI 120 - V - X - F - W 0-30**

Joint classification without movement (X)




## **EI 120 - V - M 25 - F - W 0-30**

Joint classification with 25% movement (M 25)

According to EAD 350141-00-1106 linear joint seals tested without movement can accommodate a maximum of 7.5% movement. Internal non-structural wall and floor jointing applications (e.g. construction, connection, daywork and isolation joints) typically do not call for more than of 7.5% movement capability.




# PRODUCT OVERVIEW

## LINEAR SEALS

Product	Description	Typical uses	Main advantages
	<b>Sikasil®-670 Fire</b> Neutral cure, fire resistant silicone sealant	Static and elastic floor- and wall joints Indoor and outdoor use	Compensates ± 25% movement also in case of fire Tested acc. EN 1366-4 For wall joints - horizontal and vertical For floor joints Can be used on various substrates
	<b>Sikacryl®-621 Fire+</b> Phthalate-free, fire resistant intumescent acrylic sealant	Static floor- and wall joints Indoor use Flexible and rigid wall systems	Water based: easy to use, easy to clean System component used in combination with many products for penetration seals Can be used on various substrates
	<b>Sikacryl®-620 Fire</b> Fire resistant acrylic sealant	Static floor and wall joints Indoor use	Water based: easy to use, easy to clean





Product	Description	Typical uses	Main advantages
	<b>Sika® Backer Rod Fire</b> Mineral wool-based, fire resistant backing rod used in combination with Sika joint sealants	Static wall and floor joints Indoor and outdoor use Combined with Sika joint sealants to achieve durable seals	For wall joints – horizontal and vertical For floor joints Outstanding fire resistance, even in single seal configurations
	<b>Sika Boom®-420 Fire</b> Fire resistant PU expansion foam	Static floor- and wall joints Indoor use	Tested for joints up to 20 mm width High volume expansion Easy to apply Combi version, can be applied by gun or nozzle
	<b>Sikacryl®-625 Fire+</b> Self-levelling, fire resistant acrylic sealant	Static floor- joints Indoor use	Tested for joints up to 120 mm width Excellent fire resistance performance thanks to combination with stone wool



# Sikasil®-670 Fire

Fire resistant silicone sealant for linear seals in walls and floors

Resistance to fire of **vertical** linear seals in **rigid walls** (wall thickness  $\geq 150$  mm) sealed with Sikasil®-670 Fire. Tested acc. EN 1366-4 and classified acc. EN 13501-2/EAD 350141-00-1106.

Substrates	Movement	Configuration	Joint width (mm)	Joint depth (mm) min.	Resistance Class
Concrete* / Concrete*	$\pm 25\%$	1	12 – 50	0.5 x width	<b>EI 240</b>
	$\pm 25\%$	2	10 – 30	15	<b>EI 45, E 180</b>
	$\pm 25\%$	2	12 – 50	0.5 x width	<b>EI 30, E 240</b>
	$\pm 25\%$	3	10 – 30	15	<b>EI 45, E 60</b>
	$\pm 25\%$	3	30 – 50	0.5 x width	<b>EI 45, E 60</b>
	$\pm 7.5\%$	1	12 – 50	0.5 x width	<b>EI 240</b>
	$\pm 7.5\%$	2	12 – 50	0.5 x width	<b>EI 60, E 240</b>
	$\pm 7.5\%$	3	30 – 50	0.5 x width	<b>EI 45, E 180</b>
Concrete* / Steel	$\pm 7.5\%$	1	12 – 30	0.5 x width	<b>EI 60, E 240</b>
	$\pm 7.5\%$	1	12 – 30	15	<b>EI 90, E 240</b>
	$\pm 7.5\%$	1	30 – 50	0.5 x width	<b>EI 90, E 240</b>
	$\pm 7.5\%$	2	12 – 50	0.5 x width	<b>EI 20, E 180</b>
Concrete* / Softwood	$\pm 7.5\%$	1	12 – 50	0.5 x width	<b>EI 120</b>
	$\pm 7.5\%$	2	12 – 50	0.5 x width	<b>EI 90</b>
Concrete* / Hardwood	$\pm 7.5\%$	1	12 – 30	0.5 x width	<b>EI 180</b>
	$\pm 7.5\%$	1	30 – 50	0.5 x width	<b>EI 240</b>

\* Brickwork, concrete or aerated concrete with a density  $\geq 760$  kg/m<sup>3</sup>

## CONFIGURATIONS



1. Double seal



2. Single seal, unexposed side



3. Single seal, exposed side

Resistance to fire of **horizontal** linear seals in **rigid walls** (wall thickness  $\geq 150$  mm) sealed with Sikasil®-670 Fire. Tested acc. EN 1366-4 and classified acc. EN 13501-2/EAD 350141-00-1106.

Substrates	Movement	Configuration	Joint width (mm)	Joint depth (mm) min.	Resistance Class
Concrete* / Concrete*	$\pm 25\%$	4	12 – 50	0.5 x width	<b>EI 180, E 240</b>
	$\pm 25\%$	5	12 – 50	0.5 x width	<b>EI 60, E 120</b>
	$\pm 25\%$	6	10 – 30	15	<b>EI 45, E 60</b>
	$\pm 25\%$	6	30 – 50	0.5 x width	<b>EI 45, E 60</b>
	$\pm 7.5\%$	4	12 – 50	0.5 x width	<b>EI 240</b>
	$\pm 7.5\%$	5	12 – 50	0.5 x width	<b>EI 60, E 240</b>
	$\pm 7.5\%$	6	10 – 30	15	<b>EI 60, E 180</b>
	$\pm 7.5\%$	6	30 – 50	0.5 x width	<b>EI 60, E 90</b>
Concrete* / Softwood	$\pm 7.5\%$	4	12 – 50	0.5 x width	<b>EI 90</b>
	$\pm 7.5\%$	4	12 – 50	25	<b>EI 120</b>
Concrete* / Steel	$\pm 7.5\%$	4	12 – 50	0.5 x width	<b>EI 90, E 120</b>

\* Brickwork, concrete or aerated concrete with a density  $\geq 760$  kg/m<sup>3</sup>

## CONFIGURATIONS



4. Double seal



5. Single seal, unexposed side



6. Single seal, exposed side




Resistance to fire of linear seals in **rigid floors** as well as **head of walls** (floor thickness  $\geq 150$  mm) sealed with Sikasil®-670 Fire. Tested acc. EN 1366-4 and classified acc. EN 13501-2/ EAD 350141-00-1106.

## CONFIGURATIONS


Substrates	Movement	Configuration	Joint width (mm)	Joint depth (mm) min.	Resistance Class
Concrete* / Concrete*	$\pm 25\%$	7/10	12 – 50	0.8 x width	<b>EI 180, E 240</b>
	$\pm 25\%$	8/11	12 – 50	0.8 x width	<b>EI 60, E 240</b>
	$\pm 25\%$	9/12	12 – 50	0.8 x width	<b>EI 60, E 90</b>
	$\pm 7.5\%$	7/10	12 – 50	0.8 x width	<b>EI 240</b>
	$\pm 7.5\%$	8/11	12 – 30	0.8 x width	<b>EI 120, E 240</b>
	$\pm 7.5\%$	8/11	30 – 50	0.8 x width	<b>EI 60, E 240</b>
	$\pm 7.5\%^{**}$	9/12	10 – 30	24	<b>EI 60, E 240</b>
	$\pm 7.5\%$	9/12	12 – 50	0.8 x width	<b>EI60, E 90</b>
Concrete* / Steel	$\pm 7.5\%$	7/10	12 – 50	0.8 x width	<b>EI 60, E 240</b>
	$\pm 7.5\%$	8/11	12 – 50	0.8 x width	<b>EI 60, E 90</b>
	$\pm 7.5\%$	9/12	12 – 50	0.8 x width	<b>EI 60, E 90</b>

\* Concrete or aerated concrete with a density  $\geq 670$  kg/m<sup>3</sup>


\*\* Only in  $\geq 200$  mm thick floors



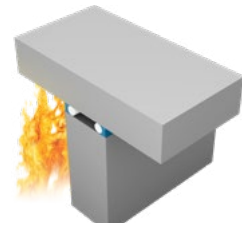
7. Double seal



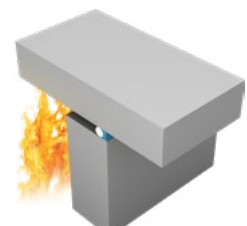
8. Single seal, unexposed side



9. Single seal, exposed side



10. Double seal



11. Single seal, unexposed side



12. Single seal, exposed side

# Sikacryl®-621 Fire+

Fire resistant acrylic sealant for linear seals and penetrations

Resistance to fire of **vertical** linear joints in **walls** sealed with Sikacryl®-621 Fire+. Movement  $\pm 7.5\%$ . Tested acc. EN 1366-4 and classified acc. EN 13501-2/EAD 350141-00-1106. For results in flexible walls please consult your Sika representative.


Substrates	Wall thickness (mm)	Configuration	Backing Depth (mm)	Joint width (mm)	Joint depth (mm)	Resistance class
Concrete*/ Concrete*	$\geq 150$	1	20**	$\leq 30$	$\geq 15$	<b>EI 240</b>
	$\geq 100$	1	20***	$\leq 30$	$\geq 12.5$	<b>EI 120</b>
	$\geq 150$	2/3	60***	$\leq 50$	$\geq 10$	<b>EI 120</b>
Concrete*/ Steel	$\geq 100$	1	12.5****	$\leq 30$	$\geq 12.5$	<b>EI 30, E 120</b>
Steel/Steel	$\geq 100$	2/3	12.5****	$\leq 30$	$\geq 12.5$	<b>EI 30, E 120</b>

\* Brickwork, concrete or aerated concrete with a density  $\geq 760 \text{ kg/m}^3$

\*\* Stone wool, density  $\geq 40 \text{ kg/m}^3$

\*\*\* Stone wool, density  $\geq 35 \text{ kg/m}^3$

## CONFIGURATIONS



1. Double seal



2. Single seal, unexposed side



3. Single seal, exposed side

Resistance to fire of **horizontal** linear joints in **rigid walls\*** sealed with Sikacryl®-621 Fire+. Movement  $\pm 7.5\%$ . Tested acc. EN 1366-4 and classified acc. EN 13501-2/EAD 350141-00-1106. For results in flexible walls please consult your Sika representative.

Substrates	Wall thickness (mm)	Configuration	Backing Depth (mm)	Joint width (mm)	Joint depth (mm)	Resistance class
Concrete*/ Concrete*	$\geq 150$	4	20**	$\leq 30$	$\geq 15$	<b>EI 240</b>
	$\geq 150$	5/6	20**	$\leq 30$	$\geq 25$	<b>EI 60, E 240</b>
	$\geq 150$	5/6	60***	$\leq 50$	$\geq 10$	<b>EI 60, E 240</b>
	$\geq 150$	5/6	48****	$\leq 30$	$\geq 25$	<b>EI 120, E 240</b>
Concrete*/ Steel	$\geq 100$	4	12.5***	$\leq 30$	$\geq 12.5$	<b>EI 45, E 120</b>
Steel/Steel	$\geq 100$	5/6	12.5***	$\leq 30$	$\geq 12.5$	<b>EI 30, E 120</b>

\* Brickwork, concrete or aerated concrete with a density  $\geq 760 \text{ kg/m}^3$

\*\* Stone wool, density  $\geq 40 \text{ kg/m}^3$

\*\*\* Stone wool, density  $\geq 35 \text{ kg/m}^3$

\*\*\*\* AES fiber (alkaline earth silicate fiber), density  $\geq 128 \text{ kg/m}^3$

## CONFIGURATIONS



4. Double seal



5. Single seal, unexposed side



6. Single seal, exposed side




Resistance to fire of **horizontal** linear joints in **rigid floors\*** as well as **head of walls** sealed with Sikacryl®-621 Fire+. Movement  $\pm 7.5\%$ . Tested acc. EN 1366-4 and classified acc. EN 13501-2/EAD 350141-00-1106.


Substrates	Floor thickness (mm)	Configuration	Backing Depth (mm)	Joint width (mm)	Joint depth (mm)	Resistance class
Concrete* / Concrete*	$\geq 150$	7/10	25*****	$\leq 100$	$\geq 15$	<b>EI 180</b>
	$\geq 150$	7/10	25**	$\leq 100$	$\geq 15$	<b>EI 120</b>
	$\geq 150$	7/10	25**	$\leq 30$	$\geq 15$	<b>EI 240</b>
	$\geq 150$	8/11	90***	$\leq 100$	$\geq 10$	<b>EI 240</b>
	$\geq 150$	8/11	25****	$\leq 100$	$\geq 25$	<b>EI 180</b>
	$\geq 150$	9/12	25****	$\leq 100$	$\geq 25$	<b>EI 60, E 120</b>
Concrete* / Steel	$\geq 150$	7/10	25***	$\leq 30$	$\geq 15$	<b>EI 45, E 240</b>
	$\geq 150$	8/11	50***	$\leq 30$	$\geq 25$	<b>EI 30, E 240</b>

- \* Concrete or aerated concrete with a density  $\geq 650 \text{ kg/m}^3$
- \*\* Stone wool, density  $\geq 40 \text{ kg/m}^3$
- \*\*\* Stone wool, density  $\geq 35 \text{ kg/m}^3$
- \*\*\*\* AES fiber (alkaline earth silicate fiber), density  $\geq 128 \text{ kg/m}^3$
- \*\*\*\*\* Stone wool, density  $\geq 140 \text{ kg/m}^3$


## CONFIGURATIONS



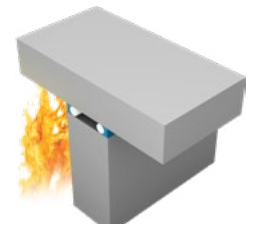
7. Double seal



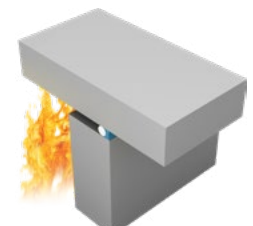
8. Single seal, unexposed side



9. Single seal, exposed side



10. Double seal



11. Single seal, unexposed side



12. Single seal, exposed side

# Sikacryl<sup>®</sup>-620 Fire


Fire resistant acrylic sealant for linear seals

Resistance to fire of **vertical** linear seals in **rigid walls** (wall thickness  $\geq 150$  mm) sealed with Sikacryl<sup>®</sup>-620 Fire. Movement  $\leq \pm 7.5\%$ . Tested acc. EN 1366-4 and classified acc. EN 13501-2/EAD 350141-00-1106.

Substrates	Configuration	Joint width (mm)	Joint depth (mm) min.	Resistance Class
Concrete* / Concrete*	1	12 – 50	0.5 x width	<b>EI 240</b>
Concrete* / Softwood	1	12	0.5 x width	<b>EI 60, E 120</b>
	1	13 – 49	0.5 x width	<b>EI 120</b>
	1	50	0.5 x width	<b>EI 180</b>
Concrete* / Hardwood	1	12 – 49	0.5 x width	<b>EI 120</b>
	1	50	0.5 x width	<b>EI 180</b>
Concrete* / Steel	1	12 – 49	0.5 x width	<b>EI 90, E 240</b>
	1	50	0.5 x width	<b>EI 120, E240</b>

\* Brickwork, concrete or aerated concrete with a density  $\geq 760$  kg/m<sup>3</sup>

## CONFIGURATIONS




1. Double seal

Resistance to fire of linear seals in **rigid floors** (floor thickness  $\geq 150$  mm) sealed with Sikacryl<sup>®</sup>-620 Fire. Tested acc. EN 1366-4 and classified acc. EN 13501-2/EAD 350141-00-1106.

Substrates	Configuration	Joint width (mm)	Joint depth (mm) min.	Resistance Class
Concrete* / Concrete*	7/10	12 – 50	0.5 x width	<b>EI 120, E240</b>
Concrete* / Steel	7/10	12 – 50	0.5 x width	<b>EI 30, E240</b>

\* Brickwork, concrete or aerated concrete with a density  $\geq 760$  kg/m<sup>3</sup>

## CONFIGURATIONS



7. Double seal



10. Double seal




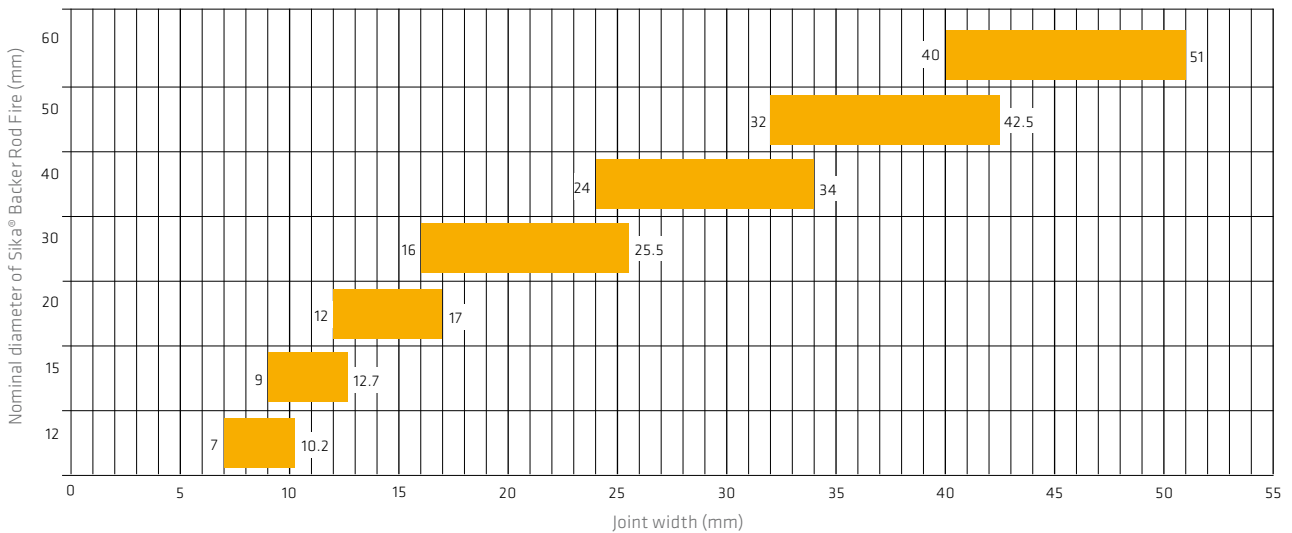
# Sika® Backer Rod Fire

Fire resistant mineral wool based backer rod system for linear seals

Sika® Backer Rod Fire is available in seven different nominal diameters (see y-axis of the diagram). Refer to the number at the right edge of the yellow bar in the diagram, as each diameter of Sika® Backer Rod Fire may only be used for nominal joint widths below this value. The number at the left edge of the bar refers to the lower nominal joint width limit, since Sika®

Backer Rod Fire can only be compressed to a certain degree. For example, for a nominal 50 mm diameter Sika® Backer Rod Fire, the lower limit threshold joint width is 32 mm, and the maximum joint width is 42.5 mm.

## USE OF Sika® Backer Rod Fire DEPENDING ON THE JOINT WIDTH



# Sika® Backer Rod Fire


Fire resistant mineral wool based backer rod system for linear seals

Resistance to fire of **vertical** linear seals in **rigid walls\*** (wall thickness  $\geq 150$  mm) sealed with Sika® Backer Rod Fire combined with SikaHyflex®-250 Facade, Sikaflex® AT Connection or SikaHyflex®-402 Connection. Movement  $\leq \pm 7.5\%$ . Tested acc. EN 1366-4 and classified acc. EN 13501-2/EAD 350141-00-1106.


Sealant	Configuration	Joint width (mm)	Joint depth (mm) min.	Resistance Class
SikaHyflex®-250 Facade	1	7 - 51	0.5 x width	<b>EI 240</b>
	2	7 - 51	0.5 x width	<b>EI 180, E 240</b>
	3	7 - 51	0.5 x width	<b>EI 120, E 240</b>
Sikaflex® AT Connection	1	7 - 51	0.5 x width	<b>EI 240</b>
	2	7 - 51	0.5 x width	<b>EI 180, E 240</b>
	3	7 - 51	0.5 x width	<b>EI 180, E 240</b>
SikaHyflex®-402 Connection	1	7 - 51	0.5 x width	<b>EI 120</b>
	2	7 - 51	25	<b>EI 120</b>
Sikaflex® PRO-3	1/2	7 - 51	0.5 x width	<b>EI 180, E 240</b>
	3	7 - 51	0.5 x width	<b>EI 45, E 120</b>

\* Brickwork, concrete or aerated concrete with a density  $\geq 760$  kg/m<sup>3</sup>

## CONFIGURATIONS



1. Double seal



2. Single seal, unexposed side



3. Single seal, exposed side

Resistance to fire of **horizontal** linear seals in **rigid walls\*** (wall thickness  $\geq 150$  mm) sealed with Sika® Backer Rod Fire combined with SikaHyflex®-250 Facade, Sikaflex® AT Connection or SikaHyflex®-402 Connection. Tested acc. EN 1366-4 and classified acc. EN 13501-2/EAD 350141-00-116.

Sealant	Configuration	Joint width (mm)	Joint depth (mm) min.	Resistance Class
SikaHyflex®-250 Facade	5	7 - 51	0.5 x width	<b>EI 240</b>
	6	7 - 51	0.5 x width	<b>EI 90, E 180</b>
Sikaflex® AT Connection	5	7 - 51	0.5 x width	<b>EI 240</b>
	6	7 - 51	0.5 x width	<b>EI 120, E 240</b>
SikaHyflex®-402 Connection	4	7 - 51	0.5 x width	<b>EI 120</b>
	5	7 - 51	25	<b>EI 120</b>

\* Brickwork, concrete or aerated concrete with a density  $\geq 760$  kg/m<sup>3</sup>

## CONFIGURATIONS



4. Double seal



5. Single seal, unexposed side



6. Single seal, exposed side



Resistance to fire of linear joints in **rigid floors\*** (floor thickness  $\geq 200$  mm) sealed with Sika® Backer Rod Fire combined with SikaHyflex®-250 Facade\*\*, Sikaflex® AT Connection\*\*, Sikaflex® PRO-3 or SikaHyflex®-402 Connection\*\*. Movement  $\leq \pm 7.5\%$ . Tested acc. EN 1366-4 and classified acc. EN 13501-2/EAD 350141-00-1106.

Substrates	Configura-tion	Joint width (mm)	Joint depth (mm) min.	Resistance Class
SikaHyflex® -250 Facade	7/10**	7 – 51	0.8 x width	<b>EI 240</b>
	8/11**	7 – 51	0.8 x width	<b>EI 240</b>
	9/12	7 – 51	0.8 x width	<b>EI 120, E 180</b>
Sikaflex® AT Connection	7/10**	7 – 51	0.8 x width	<b>EI 240</b>
	8/11**	7 – 51	0.8 x width	<b>EI 240</b>
	9/12	7 – 51	0.8 x width	<b>EI 120, E 180</b>
SikaHyflex®-402 Connection	7/10	7 – 51	0.8 x width	<b>EI 120</b>
	8/11	7 – 51	0.8 x width or 25 mm, whichever is greater	<b>EI 120</b>
Sikaflex® PRO-3	7/10	7 – 51	0.8 x width	<b>EI 240</b>
	8/11	7 – 51	0.8 x width	<b>EI 240</b>
	9/12	7 – 51	0.8 x width	<b>EI 60, E 240</b>

\* Brickwork, concrete or aerated concrete with a density  $\geq 760$  kg/m<sup>3</sup>

\*\* Not approved for pedestrian walkways acc. EN 15651-4 in the European Union


## CONFIGURATIONS



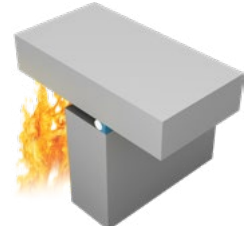
7. Double seal




10. Double seal



8. Single seal, unexposed side



11. Single seal, unexposed side



9. Single seal, exposed side



12. Single seal, exposed side

# Sika Boom<sup>®</sup>-420 Fire

Fire resistant PU expanding foam for gun and nozzle application

Resistance to fire of **vertical** linear joints in **rigid walls\*** (wall thickness  $\geq 150$  mm) sealed with Sika Boom<sup>®</sup>-420 Fire. Movement  $\pm 7.5\%$ . Tested acc. EN 1366-4 and classified acc. EN 13501-2/EAD 350141-00-1106.

Substrates	Configura-tion	Application	Joint width (mm)	Joint depth (mm)	Resistance class
Concrete*/ Concrete	2/3	Gun & adapter	$\leq 20$	$\geq 150$	<b>EI 60</b>
			$\leq 10$	$\geq 150$	<b>EI 180</b>
Concrete*/ Softwood	2/3	Gun & adapter	$\leq 20$	$\geq 150$	<b>EI 120</b>
Concrete*/ Softwood with 50 x 18 mm wood architrave on both sides	2/3	Gun & adapter	$\leq 20$	$\geq 150$	<b>EI 90</b>

\* Brickwork, concrete or aerated concrete with a density  $\geq 760$  kg/m<sup>3</sup>

## CONFIGURATIONS



2/3. Single seal, exposed or unexposed side

Resistance to fire of **horizontal** linear joints in **rigid walls\*** (wall thickness  $\geq 150$  mm) sealed with Sika Boom<sup>®</sup>-420 Fire. Movement  $\pm 7.5\%$ . Tested acc. EN 1366-4 and classified acc. EN 13501-2/EAD 350141-00-1106.

Substrates	Configura-tion	Application	Joint width (mm)	Joint depth (mm)	Resistance class
Concrete*/ Concrete	5/6	Gun & adapter	$\leq 20$	$\geq 150$	EI 60
Concrete*/ Softwood	5/6	Gun & adapter	$\leq 20$	$\geq 150$	EI 120
Concrete*/ Softwood with 50 x 18 mm wood architrave on both sides	5/6	Gun & adapter	$\leq 20$	$\geq 150$	EI 120

\* Brickwork, concrete or aerated concrete with a density  $\geq 760$  kg/m<sup>3</sup>

## CONFIGURATIONS



5/6. Single seal, exposed or unexposed side

Resistance to fire of linear joints in **floors\*** (wall thickness  $\geq 200$  mm) sealed with Sika Boom<sup>®</sup>-420 Fire. Movement  $\pm 7.5\%$ . Tested acc. EN 1366-4 and classified acc. EN 13501-2/EAD 350141-00-1106.

Substrates	Configura-tion	Application	Joint width (mm)	Joint depth (mm)	Resistance class
Concrete*/ Concrete	8/9	Gun & adapter	$\leq 20$	$\geq 200$	<b>EI 90</b>
			$\leq 10$	$\geq 200$	<b>EI 120</b>
		Adapter only	$\leq 20$	$\geq 200$	<b>EI 120</b>
Concrete*/ Softwood	8/9	Gun & adapter	$\leq 20$	$\geq 200$	<b>EI 120</b>
Concrete*/ Softwood with 50 x 18 mm wood architrave on both sides	8/9	Gun & adapter	$\leq 20$	$\geq 200$	<b>EI 120</b>

\* Brickwork, concrete or aerated concrete with a density  $\geq 760$  kg/m<sup>3</sup>

## CONFIGURATIONS



8/9. Single seal, exposed or unexposed side



# Sikacryl®-625 Fire+

Fire resistant ablative coating for walls and floors

Resistance to fire of **vertical** linear joints in **rigid walls\*** (wall thickness  $\geq 150$  mm) sealed with Sikacryl®-625 Fire+. Movement  $\pm 7.5\%$ . Tested acc. EN 1366-4 and classified acc. EN 13501-2/EAD 350141-00-1106.

Substrates	Wall thickness (mm)	Configuration	Backing Depth (mm)	Joint width (mm)	Joint depth (mm)	Resistance class
Concrete*/ Concrete*	$\geq 150$	5/6/11/12	$\geq 100^{**}$	$\leq 120$	$\geq 1^{***}$	<b>EI 180, E 240</b>

\* Brickwork, concrete or aerated concrete with a density  $\geq 650$  kg/m<sup>3</sup>

\*\* Stone wool, density  $\geq 35$  kg/m<sup>3</sup>,  $\geq 40\%$  compressed

\*\*\* 2 mm wet film thickness, Sikacryl®-625 Fire+ applied to both sides of the backing

## CONFIGURATIONS



5/6. Single seal, exposed or unexposed side



11/12. Single seal, exposed or unexposed side

Resistance to fire of **horizontal** linear joints in **rigid floors\*** (wall thickness  $\geq 150$  mm) sealed with Sikacryl®-625 Fire+. Movement  $\pm 7.5\%$ . Tested acc. EN 1366-4 and classified acc. EN 13501-2/EAD 350141-00-1106.


Substrates	Configuration	Backing Depth (mm)	Joint width (mm)	Joint depth (mm)	Resistance class
Concrete*/ Concrete*	8	$\geq 100^{**}$	$\leq 120$	$\geq 1^{***}$	<b>EI 180, E 240</b>

\* Brickwork, concrete or aerated concrete with a density  $\geq 650$  kg/m<sup>3</sup>

\*\* Stone wool, density  $\geq 33$  kg/m<sup>3</sup>

\*\*\* 2 mm wet film thickness

## CONFIGURATIONS



8. Single seal unexposed side


# SIKA FULL RANGE SOLUTIONS FOR CONSTRUCTION:



LIQUID APPLIED ROOFING



SINGLE PLY ROOFING



BITUMINOUS ROOFING



CONCRETE



CONCRETE REPAIR



STRUCTURAL STRENGTHENING



BUILDING FINISHING



WATERPROOFING



JOINT SEALING



FAÇADES



FLOORING



INDUSTRY



DISTRIBUTION



BUILDING TRUST

## WHO WE ARE

Sika Limited and Sika Ireland Limited are part of the global Sika Group, specialising in the manufacture and supply of chemical based products. Sika has a leading position in the development and production of systems and products for bonding, sealing, damping, reinforcing, and protecting in the building sector and the motor vehicle industry. Sika has subsidiaries in 100 countries around the world and manufactures in over 300 factories. With more than 25,000 employees Sika generates annual sales of CHF 7.9 billion (£6.14 bn). We are also committed to providing quality, service, safety and environmental care.

In the UK and Ireland, we provide market-leading solutions for concrete, waterproofing, roofing, flooring, refurbishment, sealing & bonding, and industry, and have manufacturing sites in Welwyn Garden City, Preston, Leeds, Wishaw and Dublin with more than 920 employees and a turnover of more than £290 million.

The information, and, in particular, the recommendations relating to the application and end use of Sika® products, are given in good faith based on Sika's current knowledge and experience of the products when properly stored, handled and applied under normal conditions. In practice, the differences in materials, substrates and actual site conditions are such that no warranty in respect of merchantability or of fitness for a particular purpose, nor any liability arising out of any legal relationship whatsoever, can be inferred either from this information, or from any written recommendations, or from any other advice offered. The proprietary rights of third parties must be observed. Please refer to our homepage [www.sika.ie](http://www.sika.ie) for our current standard terms & conditions applicable to all orders. Users should always refer to the most recent issue of the Product Data Sheet for the product concerned, copies of which will be supplied on request.



## SIKA IRELAND LIMITED

Sika House  
Ballymun Industrial Estate  
Dublin 11  
D11 DA2V  
Ireland

## Contact

Phone +353 1 862 0709  
Fax +353 1 862 0707  
E-Mail [info@ie.sika.com](mailto:info@ie.sika.com)  
[www.sika.ie](http://www.sika.ie)  
[@SikaIreland](https://twitter.com/SikaIreland)

BUILDING TRUST

